


Vegan DDS Tranexamic

Deep Delivery Nanovesicles with
2,5% Tranexamic Acid

Vegan DDS Tranexamic_01

DDS



+16%

MORE UNIFORM
SKIN

-14%

SPOT AREA AND
NUMBER

95%

HAPPY
USERS



Intertek



ASI-ACC-056



CAAE



Ndermal

by Nanovex Biotechnologies



Vegan DDS Tranexamic

Code: 20214

Description:

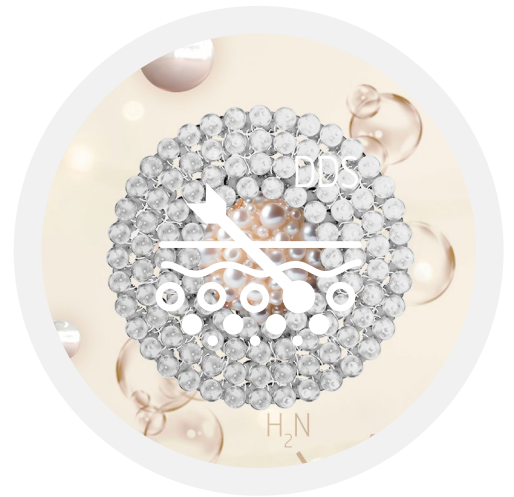
TRANEXAMIC ACID (2.5 %) encapsulated in vegan deep delivery nanovesicles (DDS - Deep Delivery System) to add in cosmetic, cosmeceutical or dermo pharmaceutical formulations.

INCI:

AQUA, MANNITOL, PHOSPHATIDYLCHOLINE, GLYCERIN, TRANEXAMIC ACID, DECYL GLUCOSIDE, CETYL ALCOHOL, POTASSIUM SORBATE, SODIUM BENZOATE, NIACINAMIDE, XANTHAN GUM, SODIUM CHLORIDE

Appearance: White. Liquid

Preservatives: POTASSIUM SORBATE, SODIUM BENZOATE



APPLICATIONS



Skin care
Anti-aging



Skin care
Balance



Body
care

· Global antiaging · Brightness · Spot prevention · Pigmentation · Cell renewal · Redness · Intimate care ·

CLAIMS

95% happy users

(according to efficacy study)

+16% more uniform skin

(according to efficacy study)

-14% spots area and number

(according to efficacy study)



1-10%

RECOMMENDED DOSAGE



97.2%

NATURAL ORIGIN*

x15
LIPOSOME
CONCENTRATION

Up to **15 times greater**
concentration than other
standard liposome products

**[NANO
FREE]**

150-300 nm

AVERAGE SIZE



Readily

Biodegradable**



Very good skin

compatibility***



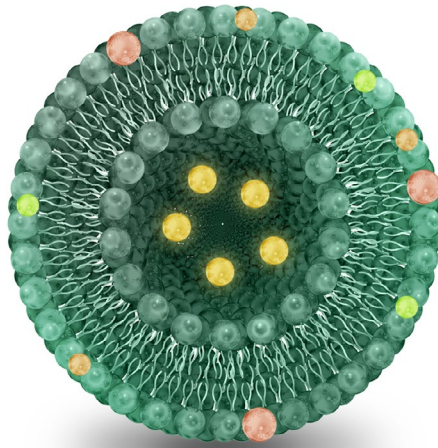
*
According to ISO 16128.

**
According to OECD criteria. The biodegradability of this product is calculated from the accumulated biodegradability data of the individual constituents used in the manufacture of this product.

According to patch test

Certifications





Vegan DDS Delivery System

DDS or Deep delivery system is composed of mainly phospholipids and membrane stabilizers. It contains the right amount of penetration enhancers and edge activators that help the system reach the desired cells.

BENEFITS OF THE ENCAPSULATION VEGAN DDS

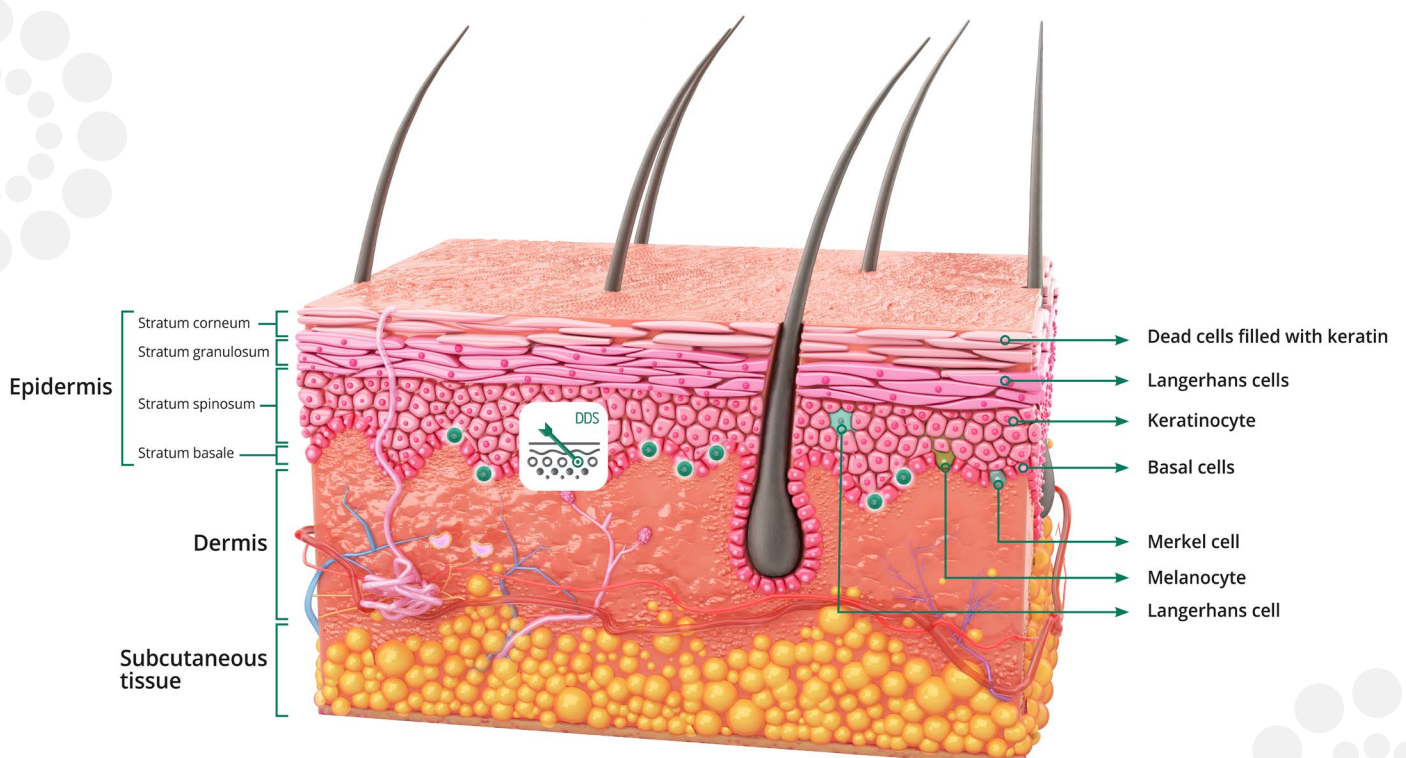
- ✔ Protects active against degradation
- ✔ Maximum delivery of the active ingredient into the deep skin levels
- ✔ Gradual delivery for longer lasting effect
- ✔ Increases the bioavailability of the active ingredient
- ✔ Avoids colour changes in the cosmetic product
- ✔ Biomimetic nanovesicle with high moisturising and restorative action

Active encapsulated

Tranexamic Acid is widely used in medicine as an anti-fibrinolytic, inhibiting plasmin. In cosmetics, it reduces pigmentations by interrupting melanogenesis and acts on keratinocytes to prevent blemishes from external factors. It also diminishes increased vascularization common in hyperpigmentation. When combined with Niacinamide, it forms a potent treatment for blemishes, especially effective against photo-induced pigmentations like melasma and liver spots. Niacinamide additionally provides anti-aging, toning, and moisturizing benefits.

ACTIVE INGREDIENTS PROPERTIES

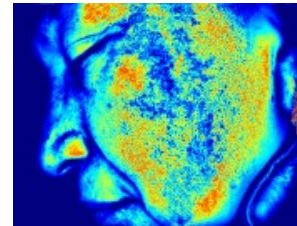
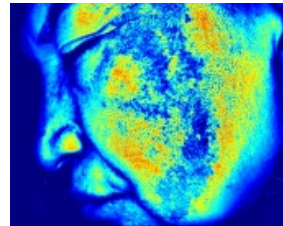
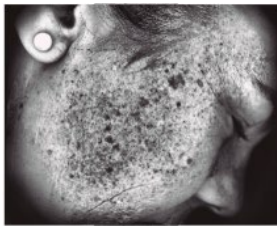
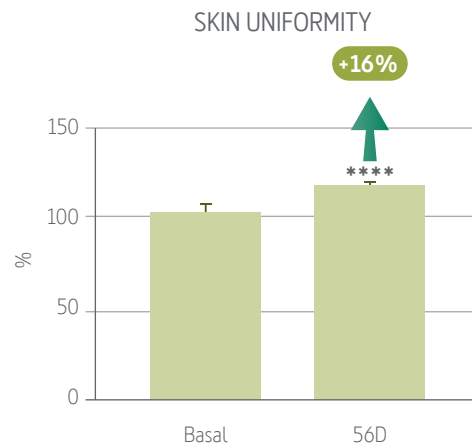
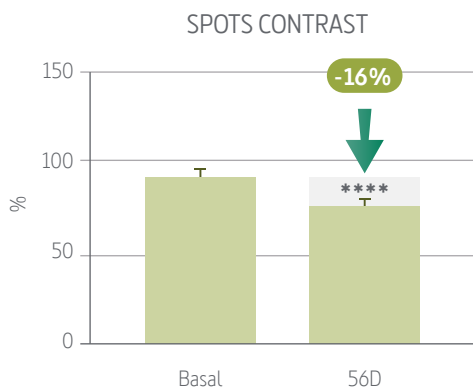
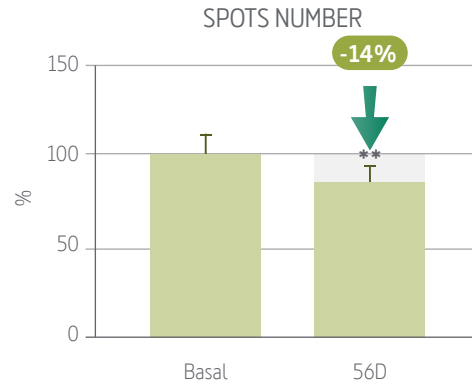
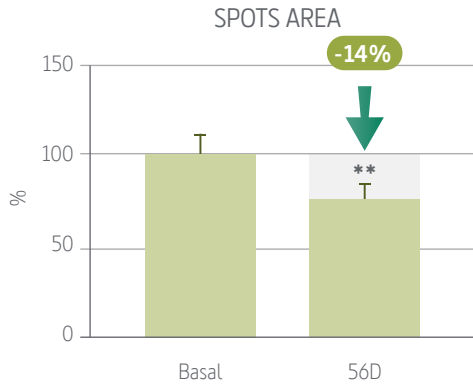
- ✔ Inhibits melanogenesis
- ✔ Reduces the inflammatory process associated with hyperpigmentation, inhibits the transfer of melanosomes
- ✔ Stimulates the physiological repair of the DNA from UV damage, prevents photo-aging





Proven efficacy ex vivo

- + Gel with 5% Vegan DDS Tranexamic acid
- + 20 women volunteers with melanic blemishes
- + Application twice a day for 56 days



Bio Blue Light D0

Bio Blue Light D56

Bio Blue Light D0

Bio Blue Light D56



95% volunteers were satisfied with the treatment



+16% skin uniformity



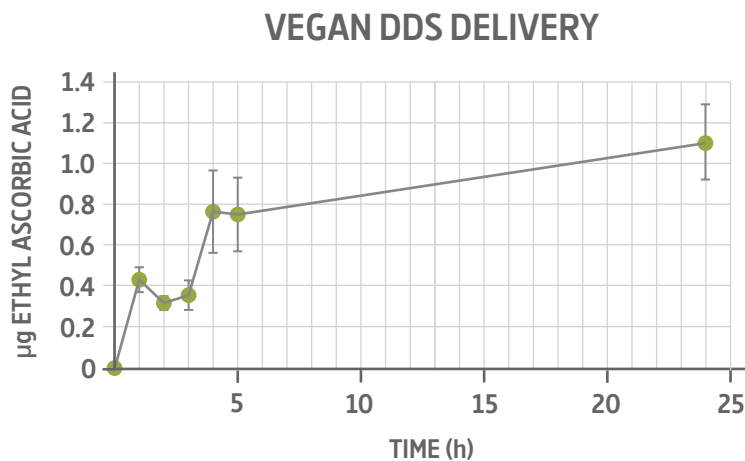
-14% less spots

[DOWNLOAD EFFICACY STUDY](#)



Sustained penetration

- + The sustainable and progressive delivery study over 24 h of the Vegan DDS system
- + Using a model analyte (ethyl ascorbic acid)
- + Human skin explants
- + Application of the sample containing ethyl ascorbic acid encapsulated into Vegan DDS liposomes
- + Epidermal concentration of the active at different times
- + Determined using HPLC-RC after extraction from the human epidermis

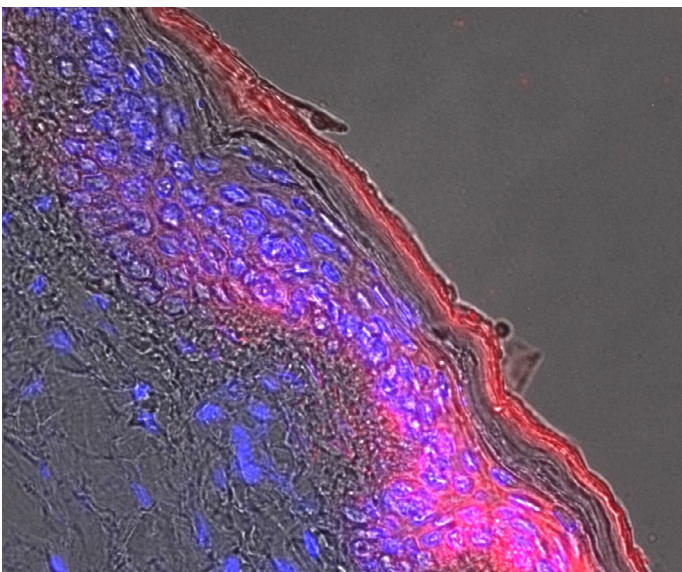


[↓ DOWNLOAD DELIVERY STUDY](#)



DDS by INdermal nanovesicles are ideal for the cosmetic application of active ingredients which require a progressive and sustained delivery over time in the epidermal layer

Targeted delivery



- + Fluorescent Vegan DDS liposomes with rhodamine-labelled phospholipids (18:1 PE CF) in the membrane of the liposomes can be seen in red.
- + The skin was dyed with DAPI, that stains cellular nuclei with an emission maximum at 461 nm in blue.



Specific release of the active ingredient into the epidermal layer of the skin

[↓ DOWNLOAD DELIVERY STUDY](#)



Notes for formulators: how to use

- Shake before using.
- If the product is stored under 12°C, let the product get room temperature before shaking. At low temperatures reversible changes in viscosity can occur.
- Add to bulk during the final phase of the production process, ensuring that the temperature does not exceed 40°C to avoid degradation of the encapsulated molecules. If you need to add it to higher temperatures, please consult our technical service.
- **Maximum homogenization:** 20.000 rpm
- **Formulation pH:** 3 – 11
- Ethanol concentrations higher than 15% may damage liposomes (contact our technical service for advice) Too high concentration of detergents may break liposomes.
- If you use them in a o/w formula, add them in aqueous phase.



Add at room temperature:

The liposome does not protect heat-sensitive actives from heat



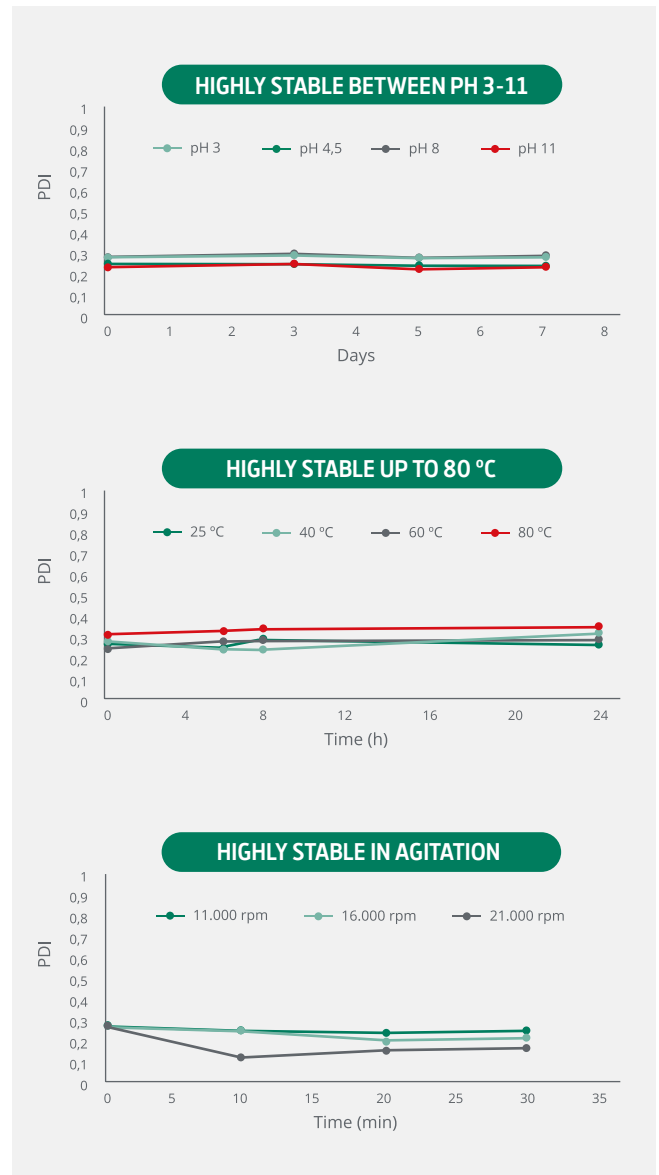
Liposomes can be added without any problem to any cosmetic mixture

- Water-based formulas
- Oil-in-water emulsions
- Water-in-oil emulsions
- Gels
- Serums



Important:

Add the liposomes in the **aqueous** phase of the emulsion or in the last stage of the manufacture process



Stability of the empty Delivery System nanovesicles in different conditions

OTHER DELIVERY SYSTEMS AVAILABLE



CORNEUM DELIVERY SYSTEM

The use of these superficial delivery systems substantially increases the concentration of the active ingredient in the stratum corneum, minimizing penetration at deeper levels. This is particularly useful in avoiding unwanted effects that can be caused at this level, for example when using active ingredients with a high irritant capability, like AHA.



FOLLICULAR DELIVERY SYSTEM

The "Follicular Delivery" nanovesicles vectorise the active ingredients to the deepest areas of the hair follicle in order to have the most powerful and selective effect on the germ cells, hair bulb, dermal papilla and sebaceous gland. They are ideal for hair loss and sebum regulating products.



HAIR DELIVERY SYSTEM

The "Hair Delivery" nanovesicles are formulated with cationic phospholipids and ceramides which give them high capillary adhesion and a considerable resistance to washing and rinsing. They progressively deliver the active ingredients to the hair stem cuticle, penetrating up to the cortex of the hair medulla, particularly when treating damaged hair.



CUSTOMISED PROJECTS

At INdermal, we are happy to place our processes, knowledge and collaboration at your entire disposal in order to provide you with an accessible and speedy nanobiotechnological service, as if it were an extension of your own R+D department. We also offer you any nanoencapsulation system that you may require for your formulations. We would be delighted to receive your ideas or proposals as well as carry out a preliminary analysis free of charge and in complete confidence.



Incorporate encapsulated active ingredients in your formulations and take your products to the next level of efficiency to surprise your customers and stand out from the competition.



**DOWNLOAD
CATALOGUE**



INdermal - Nanovex Biotechnologies
Parque Tecnológico de Asturias. CEEI.
33428 Llanera, Asturias. SPAIN
Tel.: +34 985 98 06 05

